

Fourth quarter  
ended October 31, 2009

### Capital Stock

*The common shares of the Bank as well as the First Preferred Shares are listed on the Toronto Stock Exchange.*

#### Common Share Dividend Calendar (NA):

Ex-dividend	Payment
December 22, 2009	February 1, 2010
March 23, 2010	May 1, 2010
June 21, 2010	Aug. 1, 2010
Sept. 21, 2010	Nov. 1, 2010

#### First Preferred Shares:

- Series 15 (NA.PR.K)
- Series 16 (NA.PR.L)
- Series 20 (NA.PR.M)
- Series 21 (NA.PR.N)
- Series 24 (NA.PR.O)
- Series 26 (NA.PR.P)

#### First Preferred Shares Dividend Calendar:

Ex-dividend	Payment
January 6, 2010	February 15, 2010
April 7, 2010	May 15, 2010
July 7, 2010	August 15, 2010
October 6, 2010	November 15, 2010

#### Quarterly Earnings Release Calendar 2010

Q1: February 25
Q2: TBD
Q3: TBD
Q4: TBD

#### Credit Ratings:

Moody's (Long-Term Debt Senior):	Aa2
S&P (Long-Term Debt):	A
DBRS (Debenture):	AA (low)
Fitch/IBCA (Long-Term):	A+

**National Bank of Canada** is an integrated group that provides comprehensive financial services to consumers, small and medium-sized enterprises and large corporations in its core market, while offering specialized services elsewhere in the world.

#### Vision

*A financial leader in Quebec, National Bank Financial Group is recognized by its clients as a group that meets their needs and is easy to do business with. Our agility compared to our competitors and our employees' commitment sets us apart. Our financial performance is in the top quartile in our industry in Canada.*

National Bank's operations include three major lines of businesses:

#### Personal and Commercial Banking

The mission of the Personal and Commercial segment is to offer the Bank's wide range of financial products and services to clients via its branches, service outlets and remote banking, as well as through a network of partners coast to coast. In so doing, it can meet the diverse needs of all its clients Canada-wide.

Personal Banking offers clients customized transaction, lending, credit card, insurance, deposit and investment solutions to help them achieve their financial goals.

The mission of Commercial Banking is to be a leader in Quebec and in niche markets elsewhere in Canada by leveraging its core strengths: multi-expertise, innovation and proactivity. The Bank's service offering is made of a wide range of solutions and specialized products that meet the needs of businesses at every stage of their development.

#### Wealth Management

The Bank offers its clients full-service and discount brokerage services, trust services, proprietary mutual funds and fund portfolios (or wrap funds), as well as in-branch financial planning and private banking services.

The Bank offers investment advice, full-service brokerage, portfolio management and a vast selection of both non-proprietary and proprietary products through some 776 investment advisors working out of 104 branches across Canada.

#### Financial Markets

The Financial Markets segment comprises brokerage and financing services offered to corporate and institutional clients by National Bank and its brokerage subsidiary, National Bank Financial, as well as functions that are essential for the sound operation of a major bank, such as funding asset/liability matching and investment portfolio management.

### National Bank in figures

• Number of employees	17,747
• Number of branches	445
• Number of banking machines	855
• Number of individual clients	2.3 million
• Assets	\$132.1 billion
• Assets under management /administration	\$200.8 billion
• Common share price at closing (TSX: NA)	\$56.39
• Stock market capitalization	\$9.1 billion

## Financial Performance <sup>(1)</sup>

	12 months October 31, 2009	12 months October 31, 2008
Total revenues (taxable equivalent basis) <sup>(2)</sup>	\$4,459	\$4,150
Net income	\$1,061	\$947
Earnings per share (diluted)	\$6.22	\$5.75
Return on common shareholders' equity	19.0%	19.7%
Efficiency ratio <sup>(2)</sup>	59.7%	61.6%
Tier 1 capital ratio	10.7%	9.4%

Quarter ended October 31, 2009  
(millions of dollars) (taxable equivalent basis)

### Personal and Commercial Banking

	Total Revenues	Net Income
Retail	\$1,135	\$155
Credit cards	293	57
Insurance	116	48
Commercial	750	244
<b>Total</b>	<b>\$2,294</b>	<b>\$504</b>

### Wealth Management <sup>(1)</sup>

	Total Revenues
Transaction and other	\$275
Fee based	358
Net interest income	124
<b>Total</b>	<b>\$757</b>

### Financial Markets <sup>(1) (2)</sup>

	Total Revenues	Net Income
Institutional brokerage	\$876	\$274
Treasury	555	229
<b>Total</b>	<b>\$1,431</b>	<b>\$503</b>

## Objectives and results

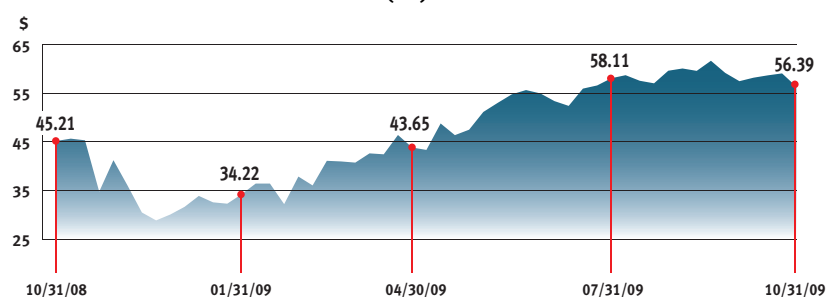
	Mid Term Objectives	As at October 31, 2009 Results	Results excluding specified items
Growth in diluted earnings per share	5% – 10%	6%	8%
Return on common shareholders' equity	15% – 20%	15.6%	19.0%
Tier 1 capital ratio	more than 8.0%	10.7%	10.7%
Dividend payout ratio	40% – 50%		40.0%

<sup>(1)</sup> Excluding specified items

<sup>(2)</sup> Adjusted for gains or losses attributable to third parties using the Innocap platform

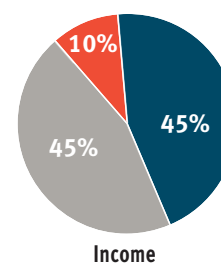
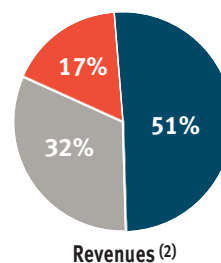
<sup>(3)</sup> Excluding the "Other" heading

## TSX Common Stock Price Performance (NA)



## Business Mix <sup>(1) (3)</sup>

- Personal and Commercial Banking
- Wealth Management
- Financial Markets



As at October 31, 2009



### Investor Relations

☎ 1-866-517-5455 (Toll Free)  
 📠 514-394-6196  
 @ investorrelations@nbc.ca

### Public Relations

☎ 514-394-8644  
 📠 514-394-6258  
 @ pr@nbc.ca

### National Bank of Canada

Head Office  
 600, rue De La Gauchetière Ouest  
 Montréal (Québec) H3B 4L2  
 Canada